



**ENGLISH**

**EasyLighting App**

**V1**

**ordercode: A9910025**

## Set Up Wi-Fi Connection

Before you can use **EasyLighting** to control your LEDs, you'll need to link it to your lights via Wi-Fi.

Once you've installed the app on your device, there are two ways you can do this:

- **Connect Wi-Fi LED controller to your home network** – use this if you want to connect to your [Wi-Fi adapter\(s\)](#) through your Wi-Fi router.

– or –

- **Use direct Easy Lighting connection with the Wi-Fi LED controller** – use this if you want to connect to your [Wi-Fi adapter\(s\)](#) from your device directly, without going through a Wi-Fi router.

### Connect Wi-Fi LED controller to your home network:

Make sure that your device is connected to your Wi-Fi router (hub).

01) Open up the **EasyLighting** app.

02) Press the app's **Setting**  button.

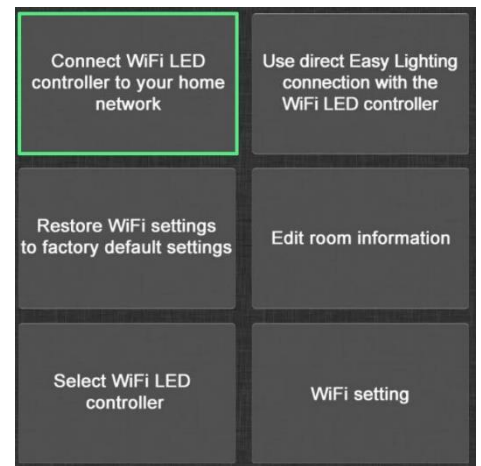
03) You will now see a choice of connection methods.  
Press **Connect Wi-Fi LED controller to your home network**.

04) Now press the 'pairing' button on your Wi-Fi adapter.

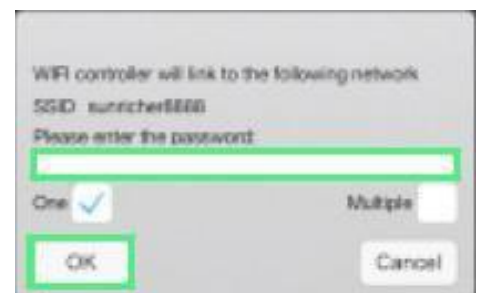
05) While the Wi-Fi adapter is in 'pairing' mode, press OK on the **EasyLighting** app.

06) You will now be able to enter your Wi-Fi adapter's password.  
Input the code (default password for our adapter is 0123456789) and press OK again.

07) When you get a connection confirmation, press OK one last time.



Your Wi-Fi adapter is now linked to the **EasyLighting** app via your Wi-Fi router.



### Use direct Easy Lighting connection with the Wi-Fi LED controller:

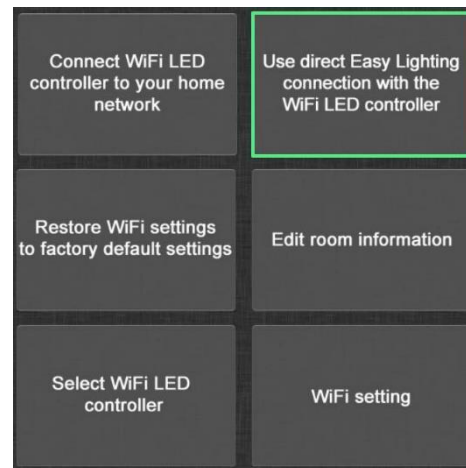
Begin by searching and connecting your smartphone or tablet to the Wi-Fi adapter, using your device's Wi-Fi interface. (Default password for our adapter is 0123456789.)

01) Now open up the **EasyLighting** app.

02) Press the app's **Setting**  button.

03) You will now see a choice of connection methods.  
Press **Use direct Easy Lighting connection with the Wi-Fi LED controller**.

04) Press YES to confirm.



Your Wi-Fi adapter is now linked to the **EasyLighting** app via your Wi-Fi router.

**Note:** Only one EasyLighting app installation can be connected to your Wi-Fi network at a time.



©2019 Artecta